

Ron Smith & Associates, Inc.

www.RonSmithandAssociates.com

PLEASE NOTE:

- **THIS DOCUMENT IS FOR TEST DEMONSTRATION PURPOSES ONLY.**
- **REPORTS AND REPORT DATA CONTAINED IN THIS DOCUMENT ARE FOR SAMPLE PURPOSES ONLY.**

CRIME SCENE SHOOTING INCIDENT DOCUMENTATION PROFICIENCY TEST

The (3) RS&A Crime Scene Tests are cycled on a set rotation:

CRIME SCENE PROCESSING PT TEST ROTATION



- Each test cost \$250.00, but RS&A offers deep discounts on multi-year commitment and test quantities of 5 or more. Call us today and get your custom quote pricing.
- The Shooting Incident Documentation PT has at least 1 trajectory entry and exit in at least one item of evidence.
- Participants are required to submit 3 results:
 - Entry Side
 - Horizontal Azimuth including the Horizontal Direction of Measure
 - Vertical Angle including Vertical Direction of Measure
- Participant results are submitted using our easy on-line Results Entry Portal.
- Important cycle dates can be found on-line.

IN THIS DOCUMENT YOU WILL FIND

- Instruction Sheet.
- Images of Sample Proficiency Test.
- Manufacturer Report.
- Individual Report.
- Advanced Summary Report.

For additional information, questions, or to order RS&A Proficiency Tests contact:

Lucas Hatcher, Sales and Marketing Director

Phone: 1-866-832-6772

Email: testing@ronsmithandassociates.com

OR VISIT US ONLINE: www.RonSmithandAssociates.com



Ron Smith & Associates, Inc.
Testing Division

www.RonSmithandAssociates.com | testing@ronsmithandassociates.com

Instructions for CS Shooting Incident Documentation Proficiency Test

Test #XX60XSID

Submission Due Date: MM/DD/YYYY

Scenario:

On MM/DD/YYYY the local crime scene unit was called out to an...

Item #1 – One sealed brown cardboard box containing one 9X9 wood box with a suspected bullet hole.



Instructions:

The items in this test should be treated in the same manner as items typically handled by the crime scene unit. A hard copy worksheet has been provided within this instruction packet for the crime scene analyst's convenience. Once the test has been completed in its entirety, the results must be entered into the web portal for electronic submission. Prior to distribution of this test, all of the expected responses (entry hole, horizontal and vertical angles) were determined, by internal and external consensus through unanimous agreement.

The following link should be used to access the web portal and enter your results:

<http://www.ronsmithandassociates.com/proficiency/entryportal.html>. Once in the web portal, click "Crime Scene Processing – Shooting Incident Documentation" and you will be directed to log in by using the test code provided at the top of this document and the password that has been supplied to your agency.

The following are instructions on how to fill out the "Web Portal Answer Sheet". When determining the entry hole, determine which label is on the entry hole side (1A or 1B), then select that designated label identifier from the dropdown menu under the "Entry Side" column on the answer sheet.

When determining the "Horizontal Azimuth", measure the angle and then type that specific angle into the free text box under the "Horizontal Azimuth" column on the answer sheet. Then select from the drop down menu under the "Horizontal Direction" column on the answer sheet and choose either "Left to Right" or "Right to Left".

When determining the "Vertical Angle", measure the angle and then type in that specific angle into the free text box under the "Vertical Angle" column on the answer sheet. Then select from the drop down menu under the "Vertical Direction" column on the answer sheet and choose either "Downward" or "Upward".

Prior to entering your results, you will be required to answer a few general demographic survey questions. Your responses and test results will be used to generate the summary report at the completion of this testing cycle. **RS&A will not use your results for any other purpose.** The RS&A Web Portal will save your responses as you enter them, allow you to work at your own pace, and if needed, complete your submission at a later time. **Both the Demographic Survey and the Results Entry Form must be completed in their entirety in order for RS&A to accept the test results.** There is an area for comments on the results form which will be published in the summary report. Comments are not required and are not considered as results, but are very much appreciated. Please take advantage of this opportunity to tell us what you liked about the test and what you wish we would change to make the test even better in the future. This test is designed for you, and you have the right to suggest improvements and let us know if we are meeting your needs. We look forward to, and very much appreciate your comments. If you are unable to submit your results via the RS&A Web Portal, please contact our Testing Division for alternate submission instructions.

In order for your results to be included in the final summary report for this test, responses must be received no later than **MM/DD/YYYY**.

For any questions or inquiries concerning this test, please contact the Proficiency Testing Coordinator at 866-832-6772 or testing@ronsmithandassociates.com.



CS Shooting Incident Documentation Proficiency Test #XX60XSID
Demographic Survey

1. If your agency is ISO/IEC accredited, to which standard(s) are they accredited?

- 17020 17025 Not Accredited

2. Is the individual assigned to this test civilian or sworn?

- Civilian Sworn

3. Is the individual assigned to this test I.A.I. Certified in Crime Scenes?

- No Yes, CSCSA Yes, CCSA Yes, CCSI

4. What is the primary job position of the individual assigned to this test?

- Crime Scene Examiner Latent Print Examiner Footwear Examiner
 Firearms/TM Examiner Other (specify): _____

5. Approximately, what percentage of the above referenced individual's time is devoted to the processing Crime Scenes?

- Less than 25% 25% to 50% 51% to 75% 76% to 100%

6. Approximately, how many hours of formal Crime Scene training has the above referenced individual completed?

- Less than 40 Hours 40-80 Hours 81-200 Hours
 201-400 Hours 401-1000 Hours 1001+ Hours

7. How long has the above referenced individual been conducting Crime Scene processing?

- Less than 1 Year 1-3 Years 4-6 Years
 7-10 Years 11-20 Years 21+ Years

8. What is the highest level of education that the above referenced individual has completed?

- High School Associate's Degree Bachelor's Degree
 Master's Degree PhD

9. Did your agency have the original participant's conclusions reviewed by another crime scene analyst(s)?

- Yes No



Consent to Release Results to Accrediting Bodies

CS Shooting Incident Documentation Proficiency Test #XX60XSID

If your agency is accredited and would like for Ron Smith and Associates, Inc. to submit proficiency test data to your designated accrediting body, complete the form below. Results will not be submitted to an accrediting body unless the completed form is returned to RS&A by the results submission deadline of **MM/DD/YYYY**.

For this requirement, please submit the following information through the RS&A Web Portal. If for any reason you are unable to utilize the portal, please contact a member of our Testing Division at 1-866-832-6772 for alternate submission instructions.

By completing and submitting the applicable information below, you hereby **authorize** Ron Smith and Associates, Inc. to release the results of the above test to the appropriate accrediting body.

ANAB ____ A2LA ____ UKAS ____ OTHER (Define) _____

Certificate Number: _____

Laboratory Name: _____

Location (City/State): _____

Printed Name: _____ Title: _____

Signature: _____ Date: _____

Example Results Form

Item #	Entry Side	Horizontal Azimuth	Horizontal Direction	Vertical Angle	Vertical Direction
Item #1	Side "1A"	72°	Left to Right	38°	Upward

RS&A PROFICIENCY TEST SAMPLE



CS Shooting Incident Documentation Proficiency Test #XX60XSID
Results Entry Form

Item #	Entry Side	Horizontal Azimuth	Horizontal Direction	Vertical Angle	Vertical Direction
Item #1					

Comments: _____





Ron Smith & Associates, Inc. Testing Division

www.RonSmithandAssociates.com | testing@ronsmithandassociates.com

Test Manufacturer's Information

CS Shooting Incident Documentation Proficiency Test #XX60XSID

The test consisted of one 9x9 wood box labeled as Item #1. The sample item contained a bullet path similar to those normally encountered in shooting incident documentation casework. The Participants were expected to determine which side contained the entry hole and document the horizontal and vertical angles of the bullet path using appropriate measurement techniques. The assigned values are as follows:

Item #	Entry Side	Horizontal Azimuth	Horizontal Direction	Vertical Angle	Vertical Direction
Item #1	Side "??"	XX° - XX° (XX°)	Left to Right	XX° - XX° (XX°)	Downward

The assigned values were determined through the ground truth information and verified through unanimous agreement during pre-distribution testing. All participant pre-distribution laboratories reported horizontal and vertical angles within +/- 5 degrees.

Firearm used: Glock G43 .9mm semi-automatic

Individual reports will be provided to participants on or before early MM/YYYY. The final summary report for this test will be posted on the Ron Smith and Associates website at http://www.ronsmithandassociates.com/proficiency/crime_sceneprocessing.html by mid MM/YYYY.

For questions or further information, contact the Proficiency Testing Coordinator by emailing testing@ronsmithandassociates.com or call toll free at 1-866-832-6772.

Authorized by: Ron Smith, President

Issue Date: MM/DD/YYYY



Ron Smith & Associates, Inc.

Testing Division

www.RonSmithandAssociates.com | testing@ronsmithandassociates.com

Individual Participant Report - Test Code: XXXXXXXX CS Shooting Incident Documentation Proficiency Test #XX60XSID

The test consisted of one 9x9 wood box labeled as Item #1. The sample item contained a bullet path similar to those normally encountered in shooting incident documentation casework. The Participants were expected to determine which side contained the entry hole and document the horizontal and vertical angles of the bullet path using appropriate measurement techniques. The assigned values are as follows:

	Item #	Entry Side	Horizontal Azimuth	Horizontal Direction	Vertical Angle	Vertical Direction
Assigned Values	Item #1	Side "XX"	XX° - XX° (XX°)	Right to Left	XX° - XX° (XX°)	Upward
Participant Response	Item #1	Side "XX"	XX° - XX° (XX°)	Right to Left	XX° - XX° (XX°)	Upward

Additional information about this test and the statistics obtained from all individuals that participated in this proficiency testing cycle will be provided in the summary report and will be available on our website mid MM/YYYY.

If your responses are inconsistent with the assigned values, RS&A provides its participants with a process to file an appeal. To initiate an appeal, please submit the required information in writing using the form located at <http://www.ronsmithandassociates.com/proficiency/appealsform.html>.

RS&A maintains the confidentiality of all clients. All results are published using randomly generated test codes and passwords. We will not release the identity of any participant without the written consent of the participant.

For questions or further information, contact the Proficiency Testing Coordinator by emailing testing@ronsmithandassociates.com or call toll free at 1-866-832-6772.

Authorized by: Ron Smith, President

Date of Issue: MM/DD/YYYY

Ron Smith & Associates, Inc.

Testing Division

www.RonSmithandAssociates.com | testing@ronsmithandassociates.com

Summary Report

CS Shooting Incident Documentation Proficiency Test #XX60XSID
Issued: MM/DD/YYYY

On MM/DD/YYYY, Ron Smith and Associates, Inc. (RS&A) shipped the CS Shooting Incident Documentation Test #XX60XSID. Participants were required to submit their responses no later than MM/DD/YYYY in order for them to be included in this summary report.

A total of XXX tests were ordered and shipped, with XXX participant returning their responses. **This summary report is based on XXX individual responses (XXX participants returning XXX responses each).** The test included one item for shooting incident documentation.

The results presented in this report reflect whether or not the participants' submitted results agree or disagree with the assigned values garnered from pre-distribution testing and outlined in ***The Manufacturer's Report*** (Appendix 1). The primary purpose of a Summary Report is to provide an overall documentation of all the submitted responses. It is RS&A's intention to go a step further by providing more meaningful statistical results through analyzing the submitted responses in relation to the demographics obtained from each of the analysts participating in this proficiency test. All results and statistics for this test will be outlined through graphs and charts found in the remainder of this report.

Prior to distribution of this test the assigned values were determined through the ground truth information and verified through unanimous agreement during pre-distribution testing. In designing this proficiency test it is understood that bullet holes are not perfect and it is for this reason that a +/- 5 degree variance is added to the ground truth angle.

RS&A strives to maintain the confidentiality of all of its clients and participants. All results are obtained and published using randomly generated test codes. RS&A will not release the identity of any participant without the written consent of the participant and/or the agency involved.

For any additional information, please contact the Proficiency Testing Coordinator at testing@ronsmithandassociates.com or call toll free at 1-866-832-6772.

Appendix 1

Test Manufacturer's Information

CS Shooting Incident Documentation Proficiency Test #XX60XSID

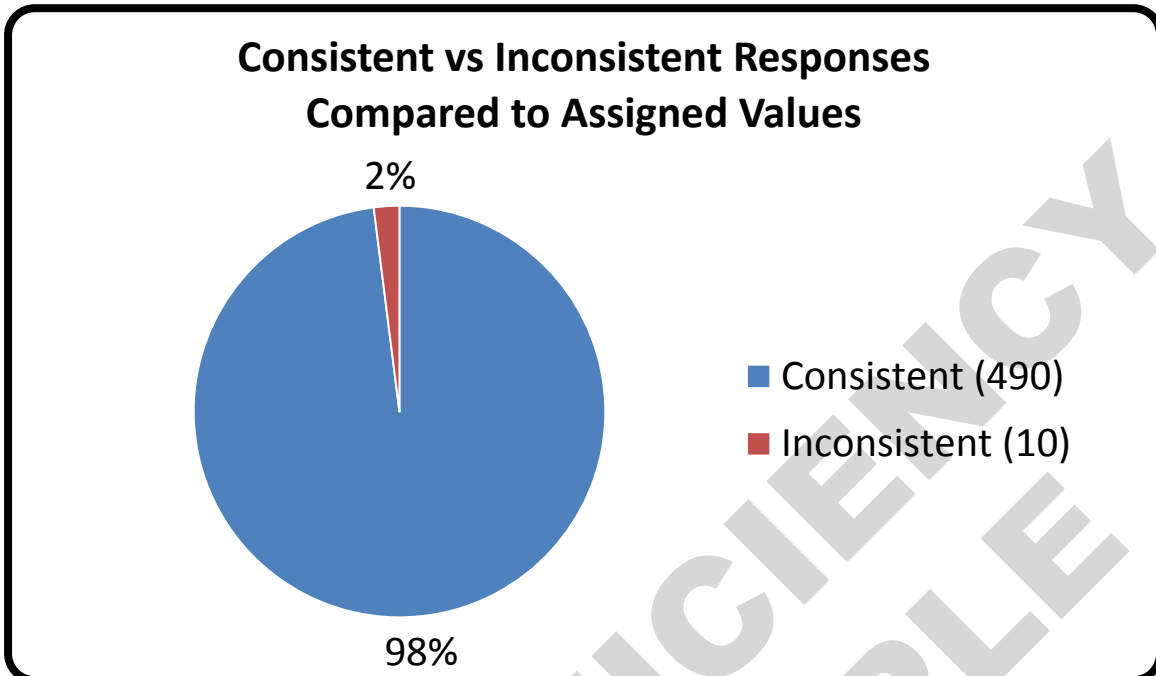
The test consisted of one 9X9 wood box labeled as Item #1. The sample item contained a bullet path similar to those normally encountered in shooting incident documentation casework. The Participants were expected to determine which side contained the entry hole and document the horizontal and vertical angles of the bullet path using appropriate measurement techniques. The assigned values are as follows:

Item #	Entry Side	Horizontal Azimuth	Horizontal Direction	Vertical Angle	Vertical Direction
Item #1	Side "XX"	XX° - XX° (XX°)	Left to Right	XX° - XX° (XX°)	Downward

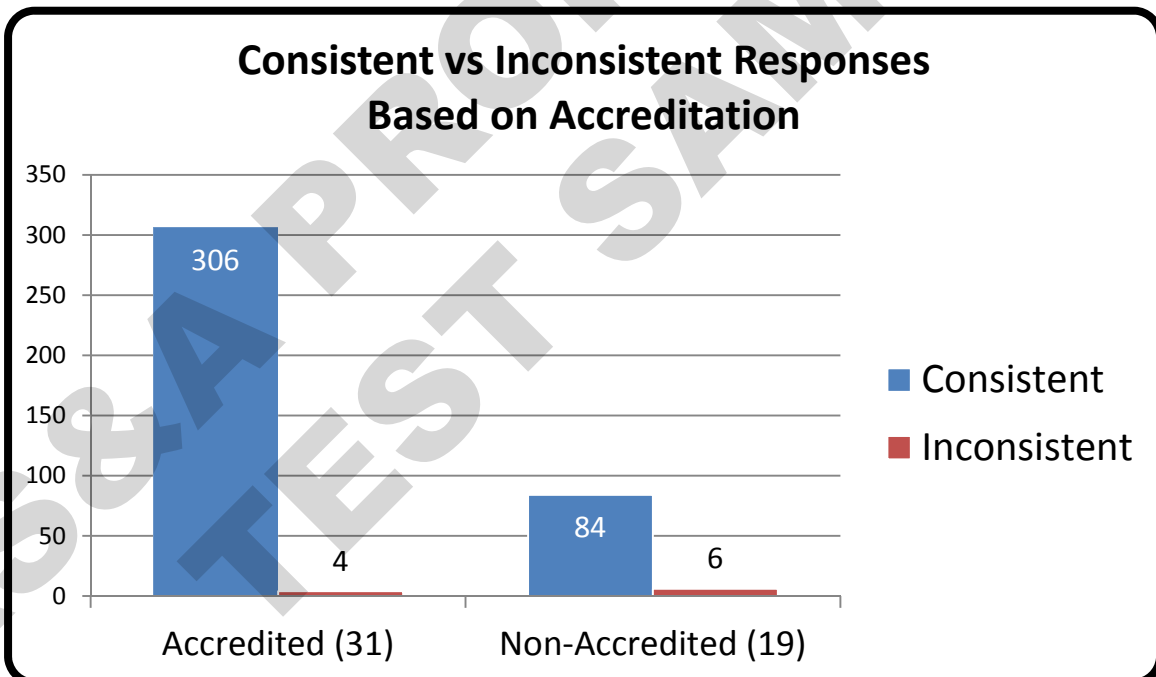
The assigned values were determined through the ground truth information and verified through unanimous agreement during pre-distribution testing. All participant pre-distribution laboratories reported horizontal and vertical angles within +/- 5 degrees.

Firearm used: Glock G43 .9mm semi-automatic

Appendix 2



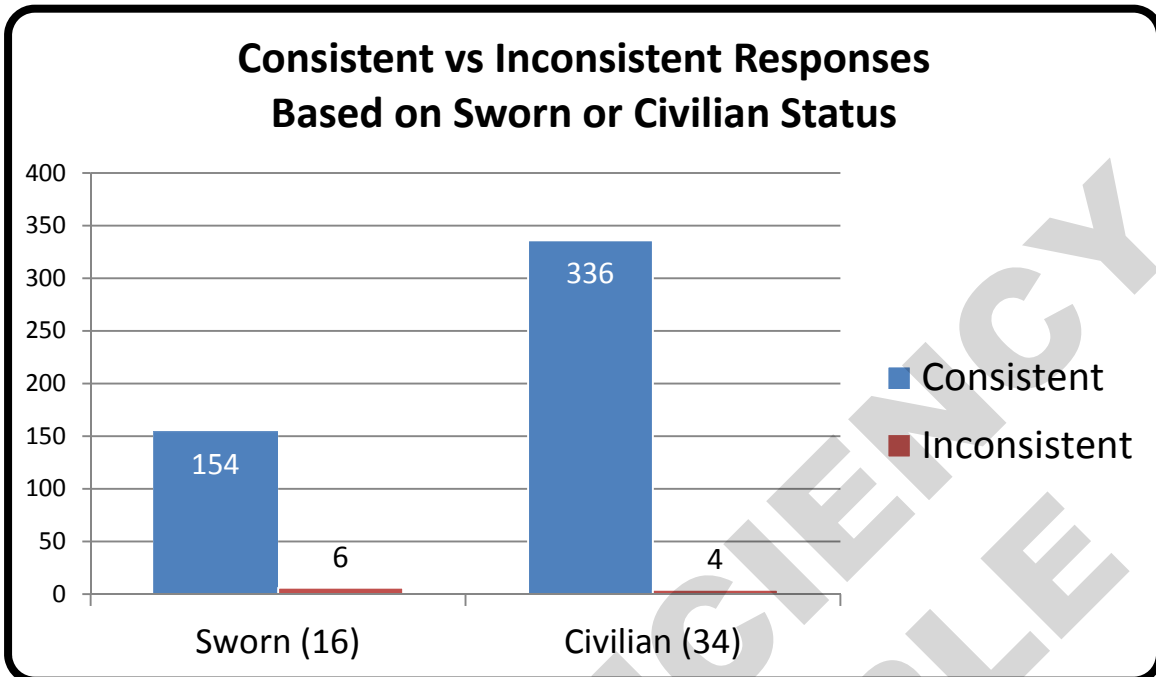
Appendix 3



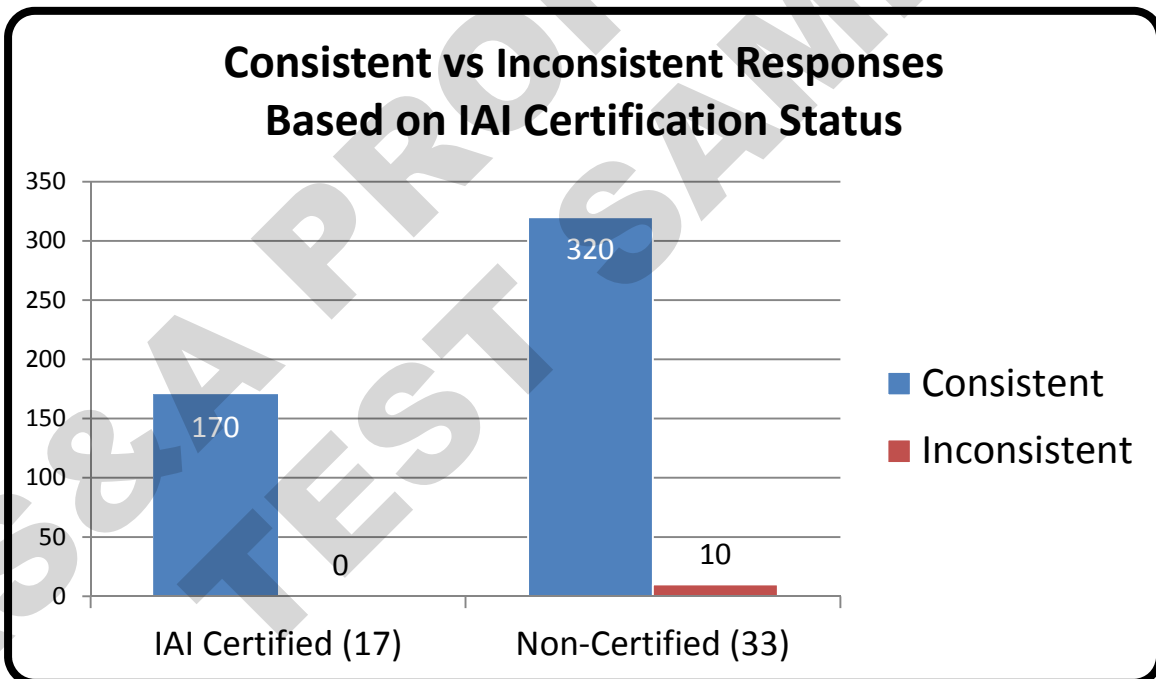
*Numerical values shown are based on **100 participant submissions** equaling **1,000 total responses**.

*For further information, please read **Manufacturer's Additional Observations** on the final page of this report.

Appendix 4



Appendix 5

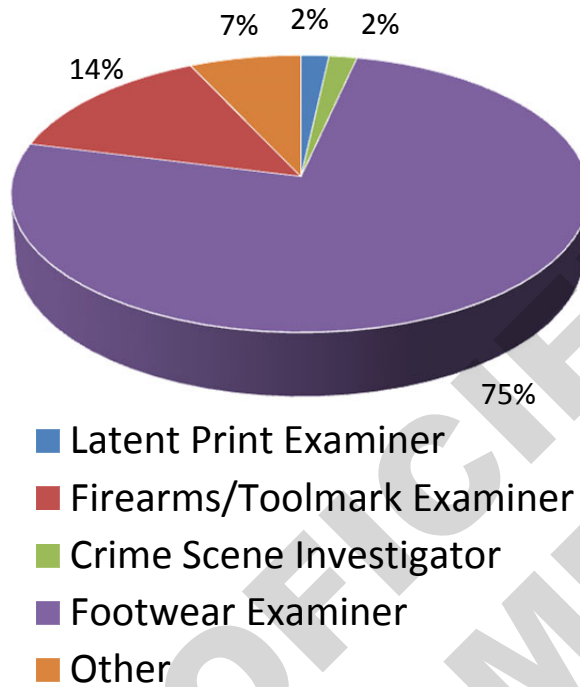


*Numerical values shown are based on **100 participant submissions** equaling **1,000 total responses**.

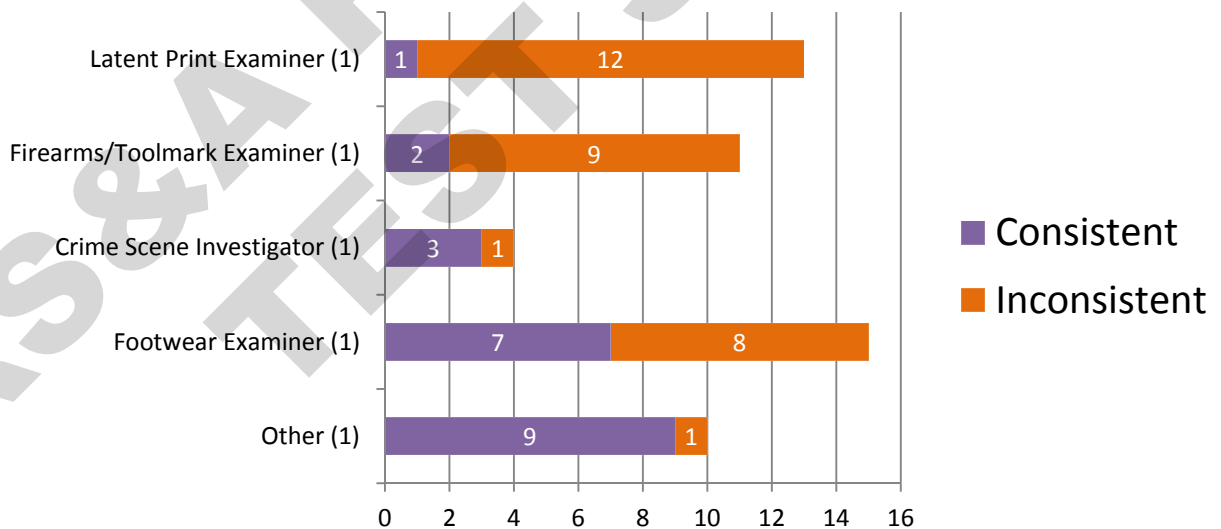
*For further information, please read **Manufacturer's Additional Observations** on the final page of this report.

Appendix 6

Percentage of Participants Based on Primary Job Position



Consistent vs Inconsistent Responses Based on Primary Job Position

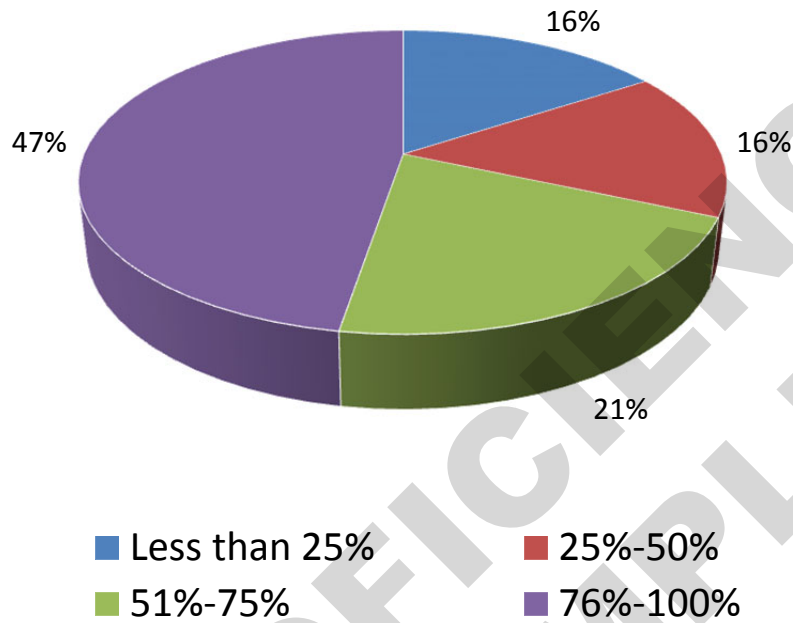


*Numerical values shown are based on **100 participant submissions** equaling **1,000 total responses**.

*For further information, please read **Manufacturer's Additional Observations** on the final page of this report.

Appendix 7

Percentage of Participants Based on Time Devoted to Processing Crime Scenes



Consistent vs Inconsistent Responses Based on Time Devoted to Processing Crime Scenes

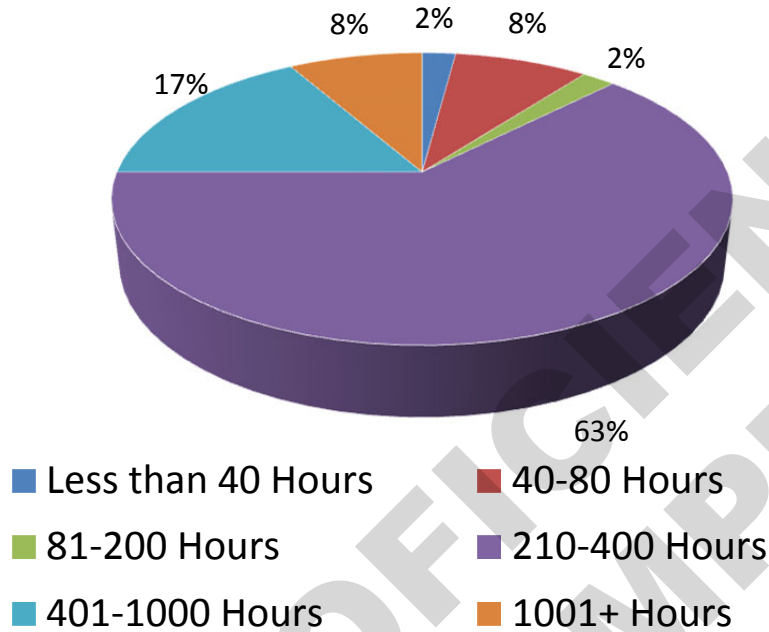


*Numerical values shown are based on **100 participant submissions** equaling **1,000 total responses**.

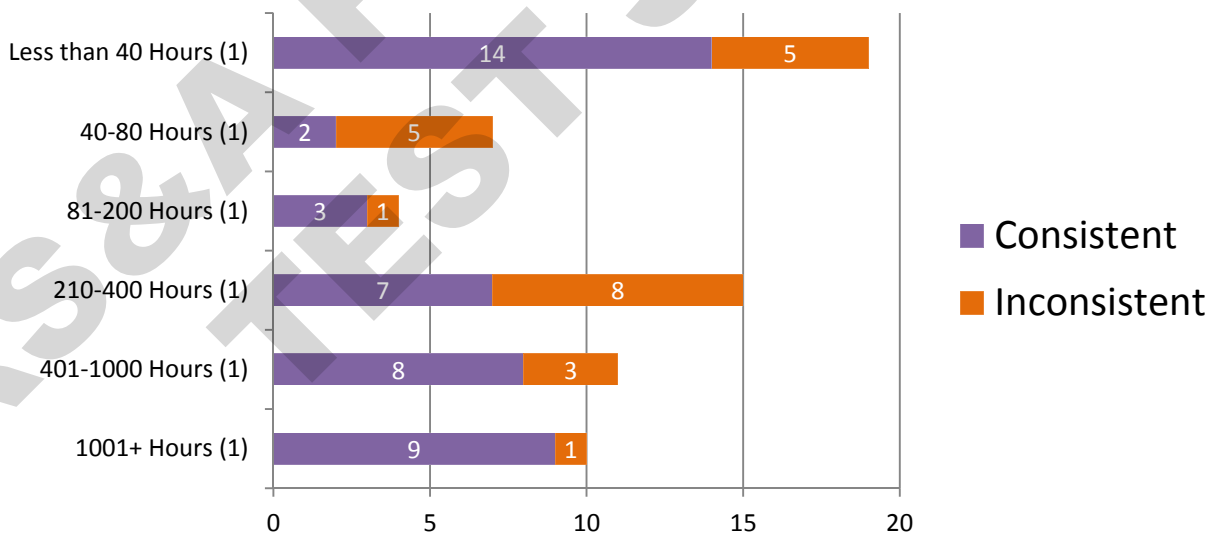
*For further information, please read **Manufacturer's Additional Observations** on the final page of this report.

Appendix 8

Percentage of Participants Based on Hours of Formal Crime Scene Training Completed



Consistent vs Inconsistent Responses Based on Hours of Formal Crime Scene Training Completed

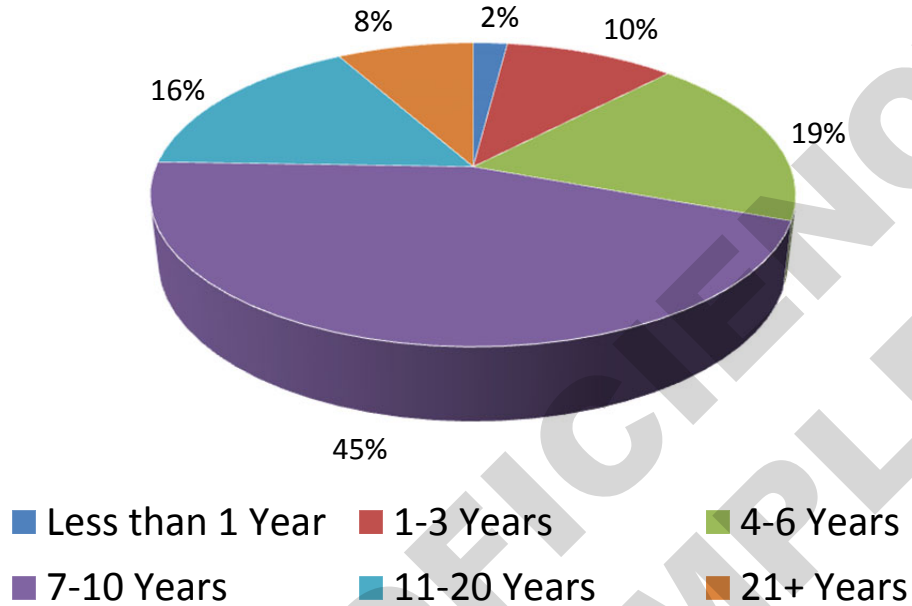


*Numerical values shown are based on **100 participant submissions** equaling **1,000 total responses**.

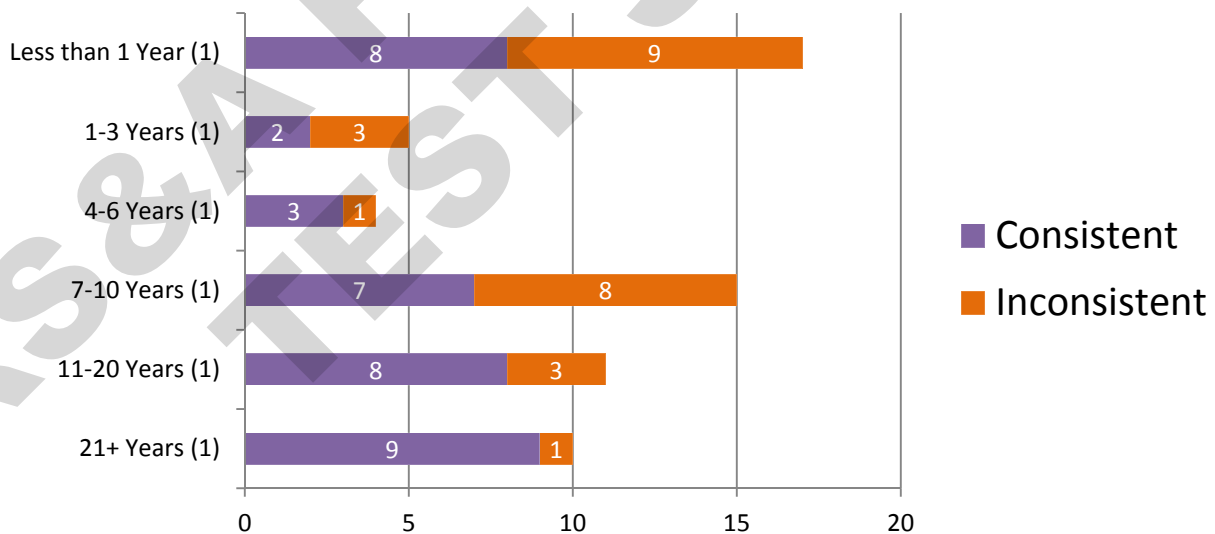
*For further information, please read **Manufacturer's Additional Observations** on the final page of this report.

Appendix 9

Percentage of Participants Based on Years of Experience in Crime Scene Processing



Consistent vs Inconsistent Responses Based on Years of Experience in Crime Scene Processing

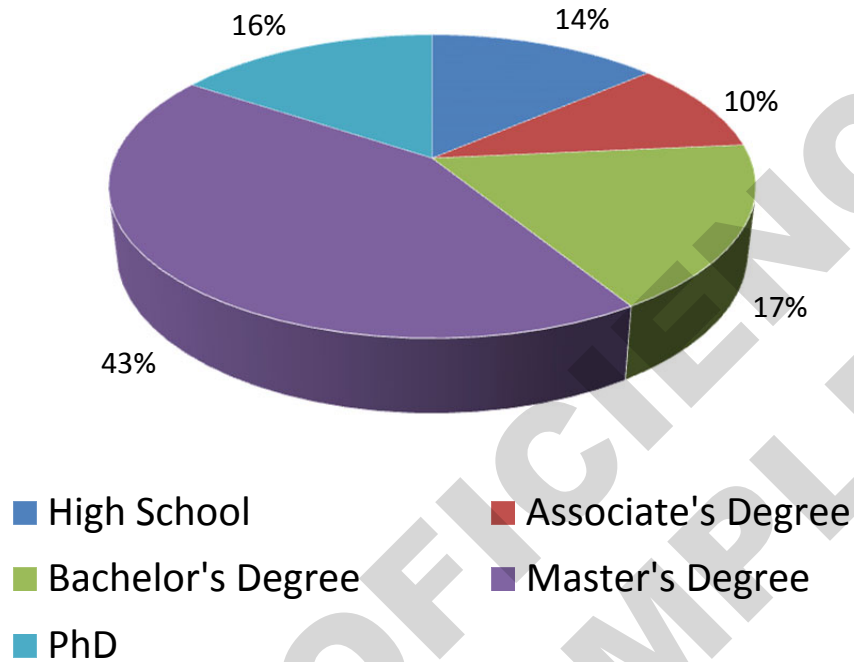


*Numerical values shown are based on **100 participant submissions** equaling **1,000 total responses**.

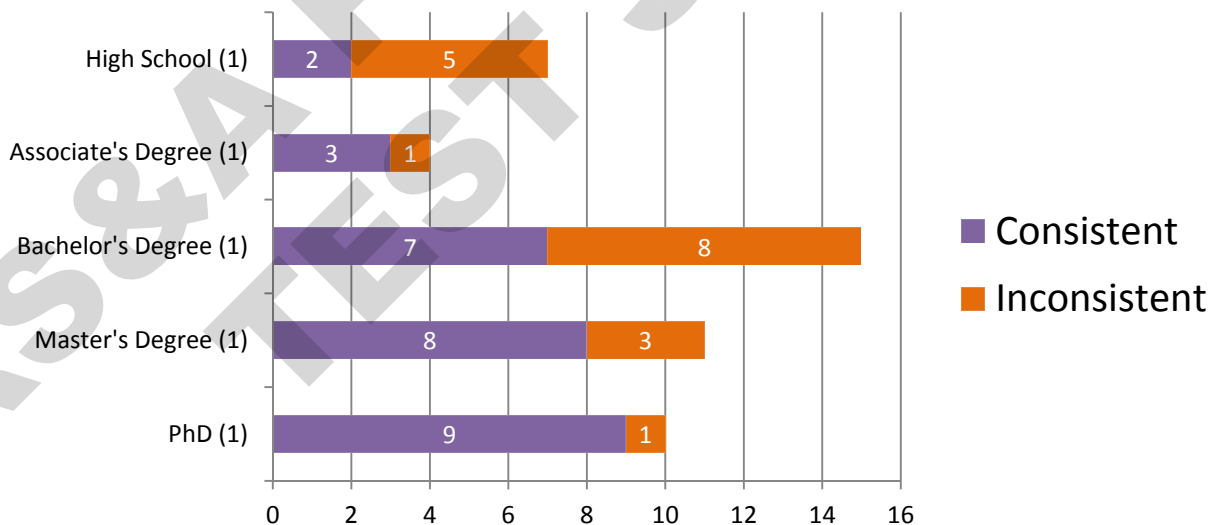
*For further information, please read **Manufacturer's Additional Observations** on the final page of this report.

Appendix 10

Percentage of Participants Based on Highest Level of Education Completed



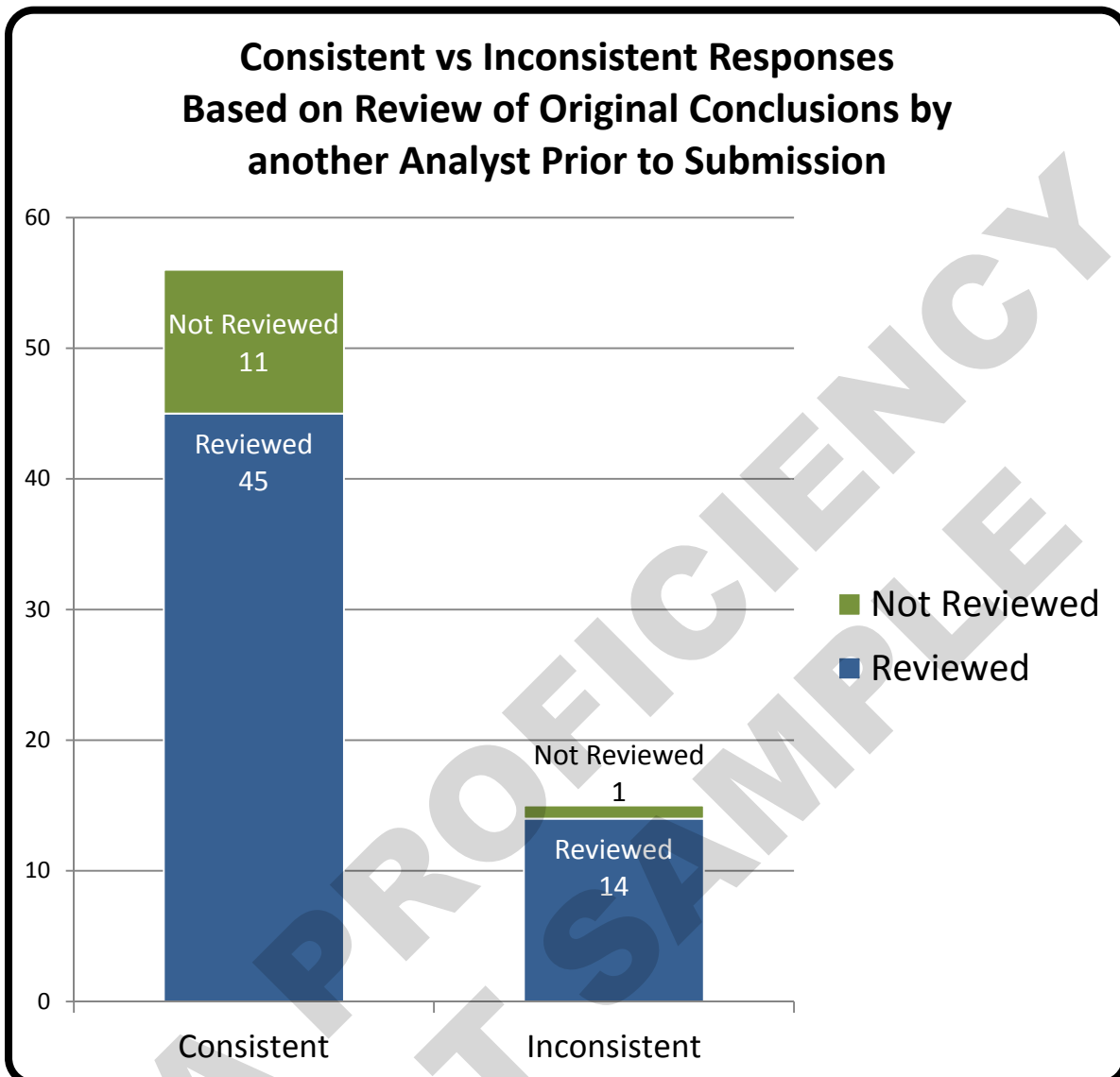
Consistent vs Inconsistent Responses Based on Highest Level of Education Completed



*Numerical values shown are based on **100 participant submissions** equaling **1,000 total responses**.

*For further information, please read **Manufacturer's Additional Observations** on the final page of this report.

Appendix 11



*Numerical values shown are based on **100 participant submissions** equaling **1,000 total responses**.

*For further information, please read **Manufacturer's Additional Observations** on the final page of this report.

Appendix 12

Participant Responses Listed by Test Code

Assigned Values	Item #1					
	Entry Side	Horizontal Azimuth	Horizontal Direction	Vertical Angle	Vertical Direction	
	Side "XX"	XX° - XX° (XX°)	Left to Right	XX° - XX° (XX°)	Downward	
TEST CODE	XXXXXXXX	Side "XX"	XX° - XX° (XX°)	Left to Right	XX° - XX° (XX°)	Downward
	XXXXXXXX	Side "XX"	XX° - XX° (XX°)	Left to Right	XX° - XX° (XX°)	Downward
	XXXXXXXX	Side "XX"	XX° - XX° (XX°)	Left to Right	XX° - XX° (XX°)	Downward
	XXXXXXXX	Side "XX"	XX° - XX° (XX°)	Left to Right	XX° - XX° (XX°)	Downward
	XXXXXXXX	Side "XX"	XX° - XX° (XX°)	Left to Right	XX° - XX° (XX°)	Downward

Totals

Assigned Values	Item #1				
	Entry Side	Horizontal Azimuth	Horizontal Direction	Vertical Angle	Vertical Direction
	Side "XX"	XX° - XX° (XX°)	Left to Right	XX° - XX° (XX°)	Downward
Consistent Responses	0	0	0	0	0
Inconsistent Responses	0	0	0	0	0
Percentage of Consistent Responses	100%	100%	100%	100%	100%

Participant's Additional Comments

Test ID	Comments
	N/A - There were no additional comments.

Manufacturer's Additional Observations

Based upon a review of the submitted responses, the following observations were noted:

Authorized by: Ron Smith, President

Date of Issue: MM/DD/YYYY